

WELFARE FURNITURE GUIDE



HARLEQUIN

Office Furniture, Site Services & Interiors



INDEX

LOCKERS	6-7
DRYING ROOM	7-8
CANTEEN	8-9
SEATING	9
BOARDS	9
APPLIANCES	10
ACCESSORIES	10

CORE PRODUCTS

Core items are our standard product line and are depicted in this price guide with a green dot. We aim to turn these products around as fast as we can but please do ask for lead times.



Core Product



Colour Options Available

Due to having more than one supplier for our standard core items, we cannot guarantee an exact match to the product illustrations in this pricelist. Whilst every effort is made to maintain product stability, occasionally circumstances beyond our control may affect sourcing of certain items.

Non Core items ordered in to customers specification are non returnable..

CORE PRODUCT STANDARD COLOURS



Seating

- Standard colour is black
- Other colours available to order (depending on the product) and could be subject to an additional premium and/or increased lead times. Please check with sales prior to ordering.



Lockers

- Standard colour is grey
- Other colours available to order, though could be subject to an additional premium and/or increased lead times. Please check with sales prior to ordering.



Cloakroom Furniture

- Metal work is grey
- Slats are black




Canteen Furniture

- Fast food units are silver frames
- Grey 25mm tops
- Black polys

Pictures shown may vary slightly from actual products

Single Door Locker



- W305 x D300 x H1850mm
- Reinforced doors
- Hasp & staple to accept padlock as standard
- Cam lock with 2 keys available to order
- Side & rear fixing points
- Vented door
- Name plate area
- Enamel finish for easy clean

Code

LK1/G

2 Door Locker



- W305 x D300 x H1850mm
- Reinforced doors
- Hasp & staple to accept padlock as standard
- Cam lock with 2 keys available to order
- Side & rear fixing points
- Vented door
- Name plate area
- Enamel finish for easy clean

Code

LK2/G

3 Door Locker



- W305 x D300 x H1850mm
- Reinforced doors
- Hasp & staple to accept padlock as standard
- Cam lock with 2 keys available to order
- Side & rear fixing points
- Vented door
- Name plate area
- Enamel finish for easy clean

Code

LK3/G

4 Door Locker




- W305 x D300 x H1850mm
- Reinforced doors
- Hasp & staple to accept padlock as standard
- Cam lock with 2 keys available to order
- Side & rear fixing points
- Vented door
- Name plate area
- Enamel finish for easy clean

Code

LK4/G

6 Door Locker



- W305 x D300 x H1850mm
- Reinforced doors
- Hasp & staple to accept padlock as standard
- Cam lock with 2 keys available to order
- Side & rear fixing points
- Vented door
- Name plate area
- Enamel finish for easy clean

Code

LK6/G

Single Door Mesh Locker (Nest of Two)



- W610 x D305 x H1980mm
- Welded floor fixing brackets
- Rear wall fixing lugs
- Integral name plates
- Padlock fitting as standard
- Supplied in nests of 2 (as pictured)
- Padlock & keys available upon request

Code

I212/D1/MESH



2 Door Mesh Locker (Nest of Two)

- W610 x D305 x H1980mm
- Welded floor fixing brackets
- Rear wall fixing lugs
- Integral name plates
- Padlock fitting as standard
- Supplied in nests of 2 (as pictured)
- Padlock & keys available upon request

Code

I212/D2/MESH



3 Door Mesh Locker (Nest of Two)

- W610 x D305 x H1980mm
- Welded floor fixing brackets
- Rear wall fixing lugs
- Integral name plates
- Padlock fitting as standard
- Supplied in nests of 2 (as pictured)
- Padlock & keys available upon request

Code

I212/D3/MESH



4 Door Mesh Locker (Nest of Two)

- W610 x D305 x H1980mm
- Welded floor fixing brackets
- Rear wall fixing lugs
- Integral name plates
- Padlock fitting as standard
- Supplied in nests of 2 (as pictured)
- Padlock & keys available upon request

Code

I212/D4/MESH



6 Door Mesh Locker (Nest of Two)

- W610 x D305 x H1980mm
- Welded floor fixing brackets
- Rear wall fixing lugs
- Integral name plates
- Padlock fitting as standard
- Supplied in nests of 2 (as pictured)
- Padlock & keys available upon request

Code

I212/D6/MESH



1200 Cloakroom Single Bench

- W1220 x D410 x H1760mm
- Welded floor & wall fixing brackets
- 10 coat hooks
- Fully welded uprights
- Black lacquered wooden slats

Code

NCU12SS



1500 Cloakroom Single Bench

- W1525 x D410 x H1760mm
- Welded floor & wall fixing brackets
- 13 coat hooks
- Fully welded uprights
- Black lacquered wooden slats

Code

NCU15SS



Cloakroom Bench

- W1525 x D410 x H400mm
- Welded floor fixing brackets
- Fully welded uprights
- Black lacquered wooden slats

Code
NBUI5



1200 Cloakroom Double Bench

- W1220 x D760 x H1760mm
- Welded floor & wall fixing brackets
- 20 coat hooks
- Fully welded uprights
- Black lacquered wooden slats

Code
NCUI2DS



1500 Cloakroom Double Bench

- W1525 x D760 x H1745mm
- Welded floor & wall fixing brackets
- 26 coat hooks
- Fully welded uprights
- Black lacquered wooden slats

Code
NCUI5DS



Fast Food Unit 2 Seater (single entry)

- L800mm x W1500mm
- 25mm laminate top with bullnose edging
- Robust powder coated steel frames
- Black poly seats
- Smooth wipe down shells
- Spare shells/available for refurb purposes
- Floor fixing brackets

Code
2SE/SGY



Fast Food Unit 4 Seater (single entry)

- L1080mm x W1500mm
- 25mm laminate top with bullnose edging
- Robust powder coated steel frames
- Black poly seats
- Smooth wipe down shells
- Spare shells/available for refurb purposes
- Floor fixing brackets

Code
4SE/SGY



Fast Food Unit 4 Seater (double entry)

- L1080mm x W1500mm
- 25mm laminate top with bullnose edging
- Robust powder coated steel frames
- Black poly seats
- Smooth wipe down shells
- Spare shells/available for refurb purposes
- Floor fixing brackets

Code
4DE/SGY



Fast Food Unit 6 Seater (double entry)

- L1800mm x W1500mm
- 25mm laminate top with bullnose edging
- Robust powder coated steel frames
- Black poly seats
- Smooth wipe down shells
- Spare shells/available for refurb purposes
- Floor fixing brackets

Code
6DE/SGY



Canteen Table

- Blow moulded
- Robust quality
- L1800 x W750mm x H750mm
- Folding legs
- Lightweight yet very durable
- Black gives longer longevity
- Also available in black (YX-C182/BK)

Code
YX-C182

Code
YX-C182/BK



Poly Prop Chair

- Welded steel frame
- Wipe clean surface
- Black only
- Smooth wipe down shell
- Reinforced leg for strength

Code
SPP/BK



Double Sided Board

- 1200 x 900mm
- Magnetic dry wipe board
- Durable felt pinboard
- Supplied with fixings
- Double sided
- Multipurpose - single stock holding and longevity of use & value for money

Code
90120



Double Sided Board

- 1800 x 1200mm
- Magnetic dry wipe board
- Durable felt pinboard
- Supplied with fixings
- Double sided
- Multipurpose - single stock holding and longevity of use & value for money

Code
120180



Double Sided Board

- 2400 x 1200mm
- Magnetic dry wipe board
- Durable felt pinboard
- Supplied with fixings
- Double sided
- Multipurpose - single stock holding and longevity of use & value for money

Code
120240



Kettle

- 2.2 kw
- 1.7 Litre capacity
- Boil dry protection
- Pull back lid

Code
KETTLE



Fridge

- 95 Litre capacity
- 3 adjustable shelves
- Salad storage drawer
- 3 door compartments
- No ice box - longer internal capacity

Code
FRIDGE



Microwave

- 700 Watt power output
- 5 power levels
- 17 Litre capacity

Code
MICRO



Water Boiler

- Double wall, polished steel finish
- None drip serving faucet
- Safety lock on lid
- Water level indicator
- CE approved
- 20 Litre

Code
BOILER



Dishwasher

- 6 washing programmes
- H850 x W600 x D580mm
- Triple A Rating
- Fully adjustable racking

Code
CDW60W16



Padlock

- Metal padlock
- Supplied with 2 keys

Code
LOCKS

Also available

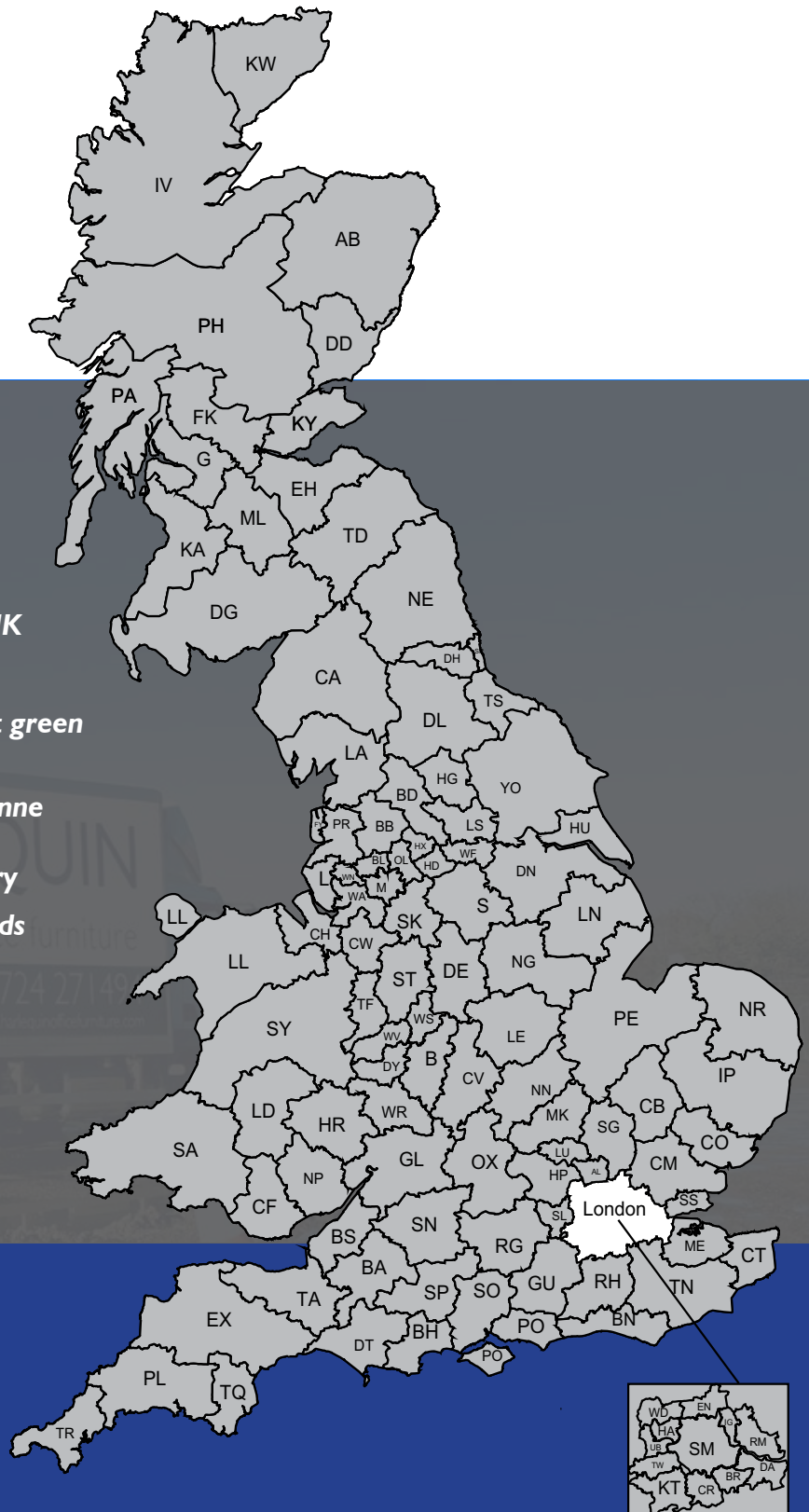
- Height adjustable desks
- Bespoke control room furniture
- Poser height tables
- Conference room furniture
- Pods/booth with or without electrics
- Specialist seating (seating assessment forms available upon request)
- Specialist desking
- Monitor/screen arms
- Varied range of screens - floor standing and desk top
- Desk top accessories
- Breakout furniture
- Medical couches
- Plants/living walls
- Commercial flooring
- Office recycling bins

A polite confidentiality notice

The content of this document is the copyright of Harlequin Office Furniture Ltd. We respectfully ask that, due to the amount of time and expenditure that has been invested in putting together this document and the potential value of its contents to a third party, all information and ideas expressed within must be kept confidential.

Delivery & Install Service

- *Delivery is available throughout the UK*
- *Installation service is available*
- *Remove all packing & operate a strict green credential policy*
- *Most deliveries are made using 7.5 tonne and 3.5 tonne vehicles, for larger jobs we can accommodate where necessary*
- *Our installation team carry CSCS cards Photo ID and full PPE*
- *FORS compliant*
- *ISO9001, Constructionline Gold, CHAS, SMAS Accredited*



Harlequin Office Furniture Ltd
Dunlop Way
Queensway Business Park
Scunthorpe
North Lincolnshire
DN16 3RN

t. 01724 271494
f. 01724 271498
w. www.harlequinofficefurniture.co.uk
e. sales@harlequinofficefurniture.co.uk
f in t @HarlequinOF

 **HARLEQUIN**
Office Furniture, Site Services & Interiors